

Report for:	Corporate Parenting Advisory Committee	Item Number:	
--------------------	---	---------------------	--

Title:	Exception Report - performance
---------------	---------------------------------------

Report Authorised by:	Debbie Haith
------------------------------	---------------------

Lead Officer:	Debbie Cotterill
----------------------	-------------------------

Ward(s) affected:	Report for Key/Non Key Decisions: NA
--------------------------	---


1 .Introduction

Below is a further breakdown of performance where the indicator shows a performance lower than the target which has been set.

2. Care leavers in education, employment and training

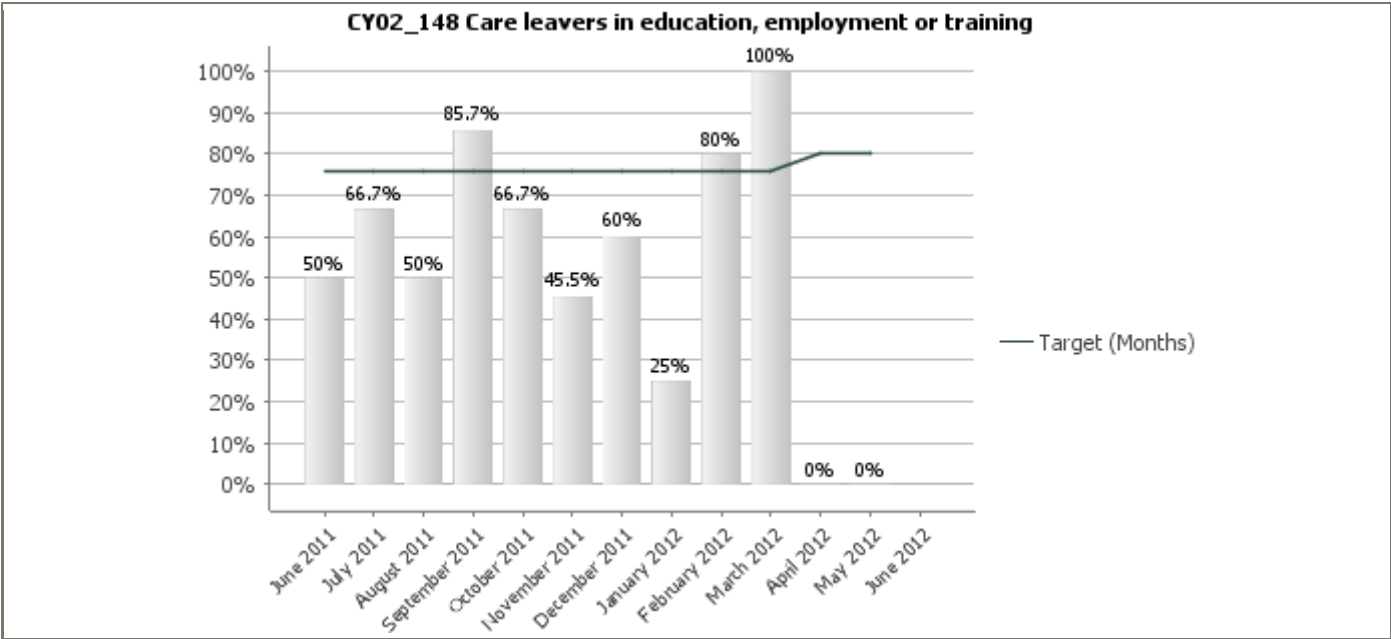
Op148 Care leavers in education, employment or training

The indicator measures levels of participation in education, employment or training (EET) for young adults formerly in care – a key group at risk of social exclusion. The indicator is part of the Social Exclusion PSA and is intended to drive improvements in long-term outcomes for care leavers, by ensuring they receive the support they need to access EET.

	Value	Current Target	Trend	
2011/12	63.9%			
	Value			
2011/12	63.9%			
	Value			
Mar 2012	100%			
Apr 2012	0%			
May 2012	0%			
	Value			
2012/13	0%	76%		Red

Monthly percentages for this indicator are based on small numbers and should be interpreted with care. 1 young person turned 19 in May and 60 young people are due to turn 19 in the rest of the year.

Of the 4 young people who turned 19 in April, 2 were in touch however they were not in touch within the four month timeframe and therefore are counted as not in touch.



3. Care leavers in suitable accommodation

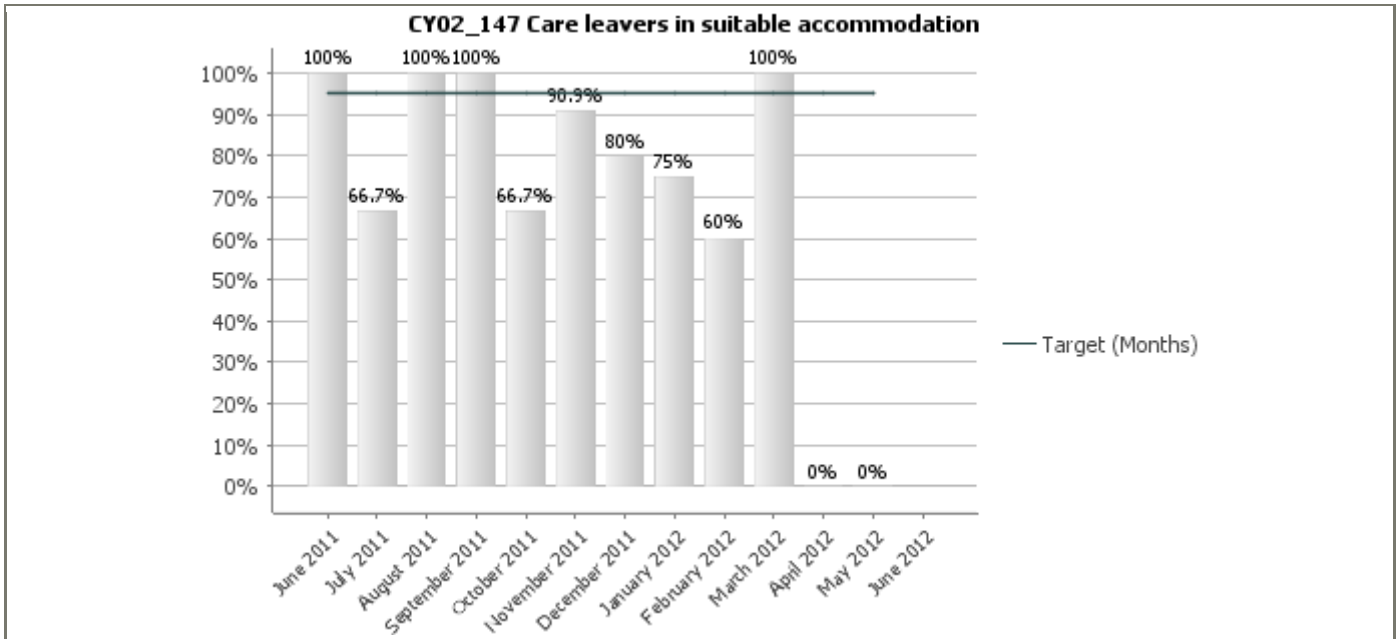
Op147 Care leavers in suitable accommodation

The indicator measures accommodation outcomes for young adults formerly in care – a key group at risk of social exclusion. The indicator is intended to increase the proportion of former care leavers who are in suitable accommodation. This will help minimise the risk of care leavers being in unsuitable housing or becoming homeless.

	Value	Current Target	Trend
2011/12	91.8%	93%	
	Value		
2011/12	91.8%		
	Value		
Mar 2012	100%		
Apr 2012	0%		
May 2012	0%		
	Value		
2012/13	0%		Red

Monthly percentages for this indicator are based on small numbers and should be interpreted with care. 1 young person turned 19 in May and 60 young people are due to turn 19 in the rest of the year.

Of the 4 young people who turned 19 in April, 2 were in touch however they were not in touch within the four month timeframe and therefore are counted as not in touch.



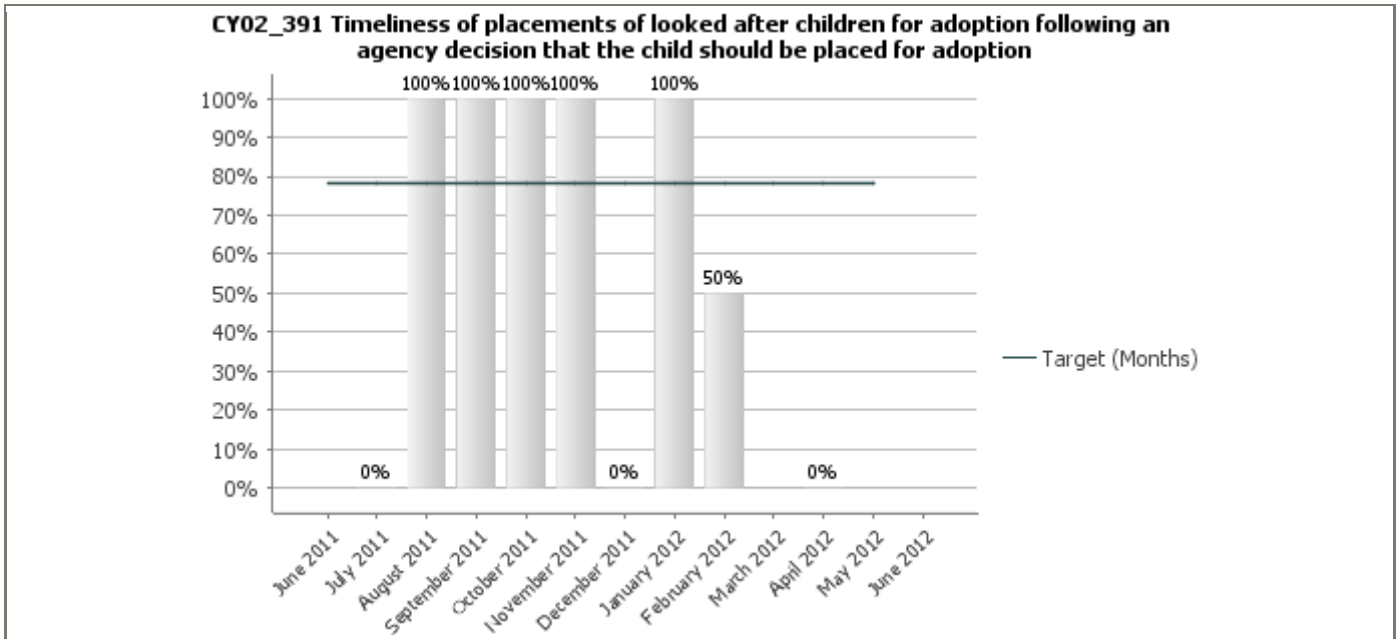
4. Timeliness of placements of looked after children for adoption following an agency decision that the child should be placed for adoption

Op391 (NI61) Timeliness of placements of looked after children for adoption following an agency decision that the child should be placed for adoption

The safeguarding set should include an indicator on adoption, as this is one of the main options for permanence for children in care, who cannot return to live with their birth parents. One of the main aims of the Adoption and Children Act 2002, which came into force on 30 December 2005, is to improve the process of adoption. This indicator will provide an indication of how quickly children are placed with an approved prospective adopter(s) following the decision that they should be placed for adoption, but will exclude cases where a child was placed for adoption but then adopted in a different placement (i.e. disrupted placements). The Adoption Service Report will provide the detail action which in place to improve the timeliness of placements.

	Value	Current Target	Trend	
2011/12	71.4%	78%		Red
	Value			
2011/12	71.4%			
	Value			
Mar 2012				
Apr 2012	0%			
May 2012				
	Value			
2012/13	0%			

One child has been adopted in the year to date.



5. Children in care cases which were reviewed within required timescales

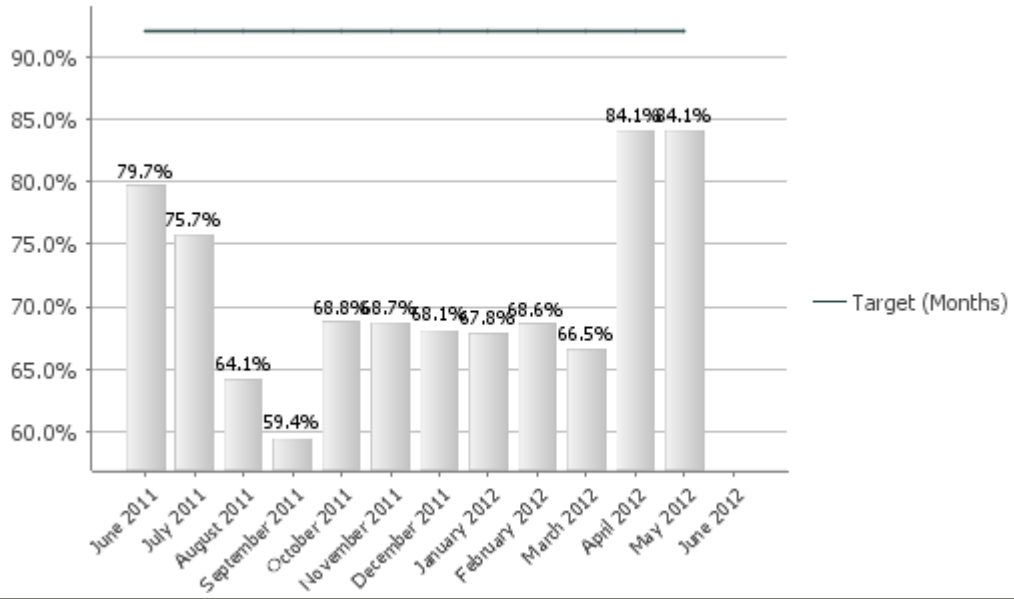
OP386 (NI 66) Children in care cases which were reviewed within required timescales

To improve compliance with local authorities' legal requirements under the Review of Children's Cases Regulations 1991. Performance currently varies widely, with several local authorities performing at 100%, but with some as poor as 17%. The review is one of the key components within the core processes of working with looked after children. The purpose of the review is to consider the plan for the child's welfare, to monitor the progress of the plan and amend it as necessary in light of changed information and circumstances. The relevant regulations prescribe the statutory intervals - within 28 days of placement, then within 3 months and six monthly thereafter- within which reviews must be held. But reviews may be rescheduled or held inside these intervals if there are significant changes to the child's care plan. Through performance monitoring arrangements improved performance will be secured.

	Value	Current Target	Trend	
2011/12	66.5%	92.0%	↑	Red
	Value			
2011/12	66.5%			
	Value			
Mar 2012	66.5%			
Apr 2012	84.1%			
May 2012	84.1%			
	Value			
2012/13	84.1%			

Staff difficulties and vacancies within the IRO team have impacted on performance; there is a planned recruitment drive which will take place in July. Contingency planning will also ensure timeliness of reviews.

CY02_386 Children in care cases which were reviewed within required timescales





Haringey Council